



## Get Twitter Followers in an Easy Way Step by Step Guide

**See how I made \$2300 in 3 Days using Twitter Traffic**

**All in one guide for getting traffic via Twitter**

**Now, you DO HAVE resale rights.**

You can distribute this e-book:

- as a gift for a sign-up,
- as a bonus to the buyer for buying your another book

-

**You can also sell this e-book either for a price or free of cost.**

## **LIMITATION OF LIABILITY/DISCLAIMER OF WARRANTY**

The author of this e-book has done his best to ensure that the information contained herein is valid, truthful information. However, he makes no claim or warranty, expressed or implied, as to the accuracy, applicability, fitness, or completeness of said information.

By reading this e-book, you acknowledge that you will not hold the author liable for any loss or other damages that may occur as a result of any of the information in this e-book.

## **EARNINGS DISCLAIMER**

The earnings that you actually experience will depend on the amount of labor that you put into your efforts as well as your ability, experience, education, market trends, search engine algorithms, and many more personal and external factors. We do not guarantee or otherwise promise that you will earn any particular amount of money.

That said, it is possible to make money online. Making money from this method(s) is the personal experience of the author. Now more and more internet users are using this method and we hope that this method can also help you to make money.

---

This e-book is all about *getting followers on Twitter* in a huge amount and a massive traffic to your website. Can you believe if I tell you that I made near about **\$2300 in 3 Days**, with the help of Twitter? What? No? That's alright! But, I am going to explain it with screenshots in this e-book. Everyone knows that, traffic is the key of success to every website. Whether you are selling a product, service, or any affiliate program, without traffic, you can not succeed. Today, there are a lot of social bookmarking and social networking websites that can be used for the purpose of getting traffic. But, I like Twitter, the most. Why? There are a lot of reasons behind it. Few of them are as follows:

1. Twitter is no. 1 micro blogging website.
2. The traffic you receive from Twitter is easily convertible. You can convert the traffic into sales, very easily. People who are following you are already interested in your products, so you need only a little effort to make sales.
3. There is no hard work involved in making and running a Twitter account. All you need to do is getting more followers on Twitter. That is the same I am going to tell you in this e-book. I will tell you in the next few pages, how to get a huge amount of followers to your Twitter account and get some huge traffic and making money in an awesome way!

Here, I will be sharing my own experience of using Twitter for getting traffic to my website and making \$2300 in 3 days only. As, I will be telling you what I did, you will also come to know, how you can do the same.

## Here is a step by step detailed information. How I made \$2300 in 3 days only.

1. First of all, I thought of a thing that people will be interested in. The best thing that can be sold easily is an e-book. Ya, it may be on any topic, but in my opinion e-books can be sold very easily. I was searching for an interesting e-book and found an e-book on *free-books.net* website ([visit now](#)) I downloaded an e-book on *Weight Lose Information*. I think, the ebooks like 'how to lose weight', 'how to remove acnes', 'how to look smarter' are the common ones and are having a large customer base. You can also choose an e-book like this one or on a different topic. With the point of view of a webmaster some e-books like 'how to make quick websites', 'google adwords tips', 'how to be successful in online business' can be interesting topics. **Make sure that you are having [master resale rights](#) before you sell any e-book.**
2. I visited [wordpress.com](#) ([visit now](#)) and created a fresh blog. I was already having a blog on wordpress, but I made a new one with a new email ID. It took only 30 minutes as I described few great things about the e-book, I was going to sell. Make sure your blog looks attractive and the wording should be convincing one.
3. Now, I was going to spend \$5 ONLY. Yes! I made an account on [e-junkie.com](#) ([visit now](#)). I would like to tell you, if you don't know, that e-junkie is the best website for selling downloadable products. They charge only \$5 as one month fee and there is no limit on no. of products to upload. You must have a Paypal account ([visit now](#)) before you make an account on e-junkie. I uploaded the e-book on e-junkie, settings its price on \$9.99 I put its download link on my blog. Now, every visitor could download that e-book from my blog by paying for it

and money was going to my Paypal account. Now, I wanted web traffic and selected Twitter for this purpose.

4. Create a new account on Twitter ([visit now](#)) as you might have an account already, but still I would recommend creating a new account. Choose a name for your account which is related to your niche. For example, if you are in the business of web designing, then you should choose the account names like *webdesigntips*, *extremewebdesigns* or *webdesignworld*. If you are not understanding this tip here then I would recommend to visit Twitter website and create an account and there you can decide which username you want to choose.
5. Fill all the required information etc. You can also insert a hyperlink to your website in your profile. Make sure that you have entered the complete information, as people like to follow the accounts, which are the serious ones. Filling the incomplete and a little information, makes your Twitter account, uninteresting. Now, you need people who can read your tweets and visit your website and buy your product.
6. Always remember one thing that if you invite 100 people daily then only 10 people will be following you i.e. *only 10%*. This is the minimum figure, because I want to give you everything assured. So, If you want 20000 followers, in a month, then you need to invite 200000 people in a month. ***Don't you find it CRAZY!*** 🤪 But, believe me, thereafter you need never to invite anyone. If your Twitter account, reaches at this level, it will become autopilot and near about 100 more people will be following you everyday, without any efforts. This is all based on my personal experience. Now, the problem is that to invite 200000 people in a month you need to invite 7000 people daily. Can you manage it? ***Don't worry!*** This is the same from where the trick begins. We know

that it is not possible to invite 7000 people one by one. But, what about **all at once?** 😊

7. There is a loophole in Twitter that is proposed to be removed by Twitter soon, but we can take advantage of it, until it is open. Twitter gives you an option to **upload** the file containing email IDs of the people you want to invite. Use the option 'Find people' as shown in the picture below.



8. There is an option of inviting people by email. As, we discussed few lines above, you need to have near about *7000 email IDs daily* to invite people. So, can you manage such number of email IDs everyday? My answer would be **Yes!** Today, there are a lot of softwares available on the internet, which can harvest email IDs from the websites and blogs and can provide you. If you visit Google and find by using keywords like 'Email harvester' etc. then you will find many such kind of softwares. ([visit now](#)) I can name here, some of the softwares, in case you are not interested in searching. Softwares like **Email Spider**, **Email Extractor** and many others are there which can be used for this work, but they harvest email IDs from the websites and blogs and those email IDs also contain emails of companies, firms etc. which will not be of any use in our case because we need to get to the general public. On the other hand, everytime when you will search using such kind of software they will bring same results from the internet. In this manner, we can not fulfill our requirement of having 7000 new email IDs everyday. So, we will be using softwares that generate **new** email IDs every time using names of the people. Again, there are many

softwares available like **emailsmartz** email generator, **Fast Email IDs generator** and **SharkGen E-mail Generator** etc. You can select any of those but I used **Acute Email IDs Production Engine** ([visit now](#)) because I found it the cheapest but still the most effective. Although, it all depends upon you which software to choose but, I have written this e-book keeping in mind the software I used only, and have no idea about other softwares.

9. Now, after you have *Acute Email IDs Production Engine* you are ready to have thousands of email IDs *daily*. It will be in your hands, how much email IDs you want. I used this software for 3 days only and got 33000 email IDs generated per day, you can generate more or less as you want. It took only 20 minutes of mine.
10. Export your email IDs and save them in a text file. We will use this file to invite people to your Twitter account. According to your plan, you can save any number of email IDs in the text files but as I said, I used to have 33000 email IDs generated everyday spending only 20 minutes of mine. We know, that everyone might not be related to your niche, that's why, I have already taken the percentage of people following you at 10% as I think that maximum 90% people may ignore you.
11. Now open your Twitter account page, Then click on 'invite by email' option.

## Find accounts and follow them.

[Browse Suggestions](#)

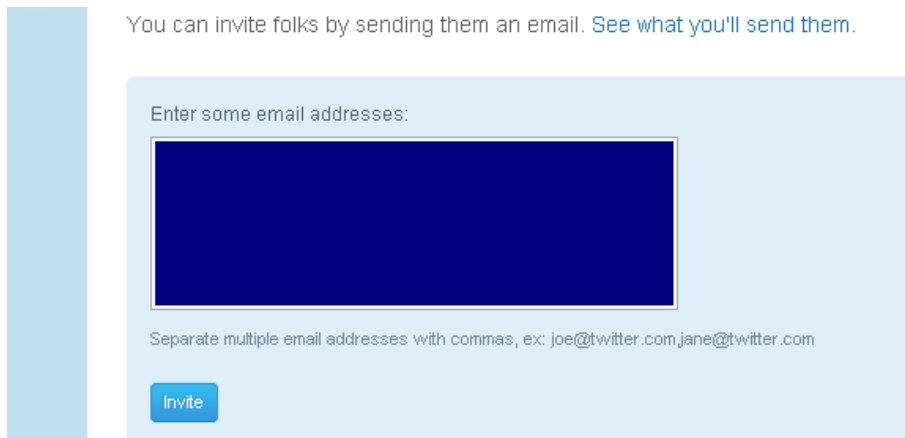
[Find Friends](#)

[Invite by email](#)

[Find on Twitter](#)



12. Now, copy email IDs from text file you saved and paste in the space and click 'invite' as shown below.



13. Your email IDs should be separated with a column. You need NOT to put comma after each email ID manually, rather there are settings in *Acute Email IDs Production Engine* to generate email IDs in this manner, if you place a comma while choosing domain name. Like you can choose 'gmail.com, ' instead of 'gmail.com' while using that software to generate email IDs.


It all depends upon you, how many email IDs you use for inviting people, but I will suggest to use 100 or 120 in a single time, because, it will make this process fast. You can repeat this process as many times as you want. Now, the question is that, how to target people to invite. As we know, that if 100 people visit on your website then you might have 2-3 sales. It is based on law of averages and in same manner, if you will be inviting 1000 people then 100 might be following you who will find you related to their niche. The person, who will receive an invitation from your account, will receive the email like this one, shown below.



**Tip:** You need to be patient, Twitter will take some time to upload email IDs file. 😊

***Your work is over!!*** Now, just wait for 24 hours, and the next day when you will open your Twitter Account you are ***bound to get amazed!!*** Thousands of people have become your followers and when you will check your stats then *you will be shocked!* 😲 There is a tremendous growth in the number of *Unique Visitors*. (*If you have already inserted your website link in your profile*) It all depends upon you, how many email IDs you generate in a day and use it. The more email IDs you generate, the more invites you send, the more followers will be there.

14. You won't believe but, in 3 days only I got more than 21000 followers. You can see clearly from my twitter account, that I am not following people except 20-30, but I am having a lot of followers. From here, I will be making tweets and sales. Keep on reading... to see how many sales I made in these days. *I have not disclosed the name of my Twitter account, because, I do not want anyone to 'report it as spam'.*



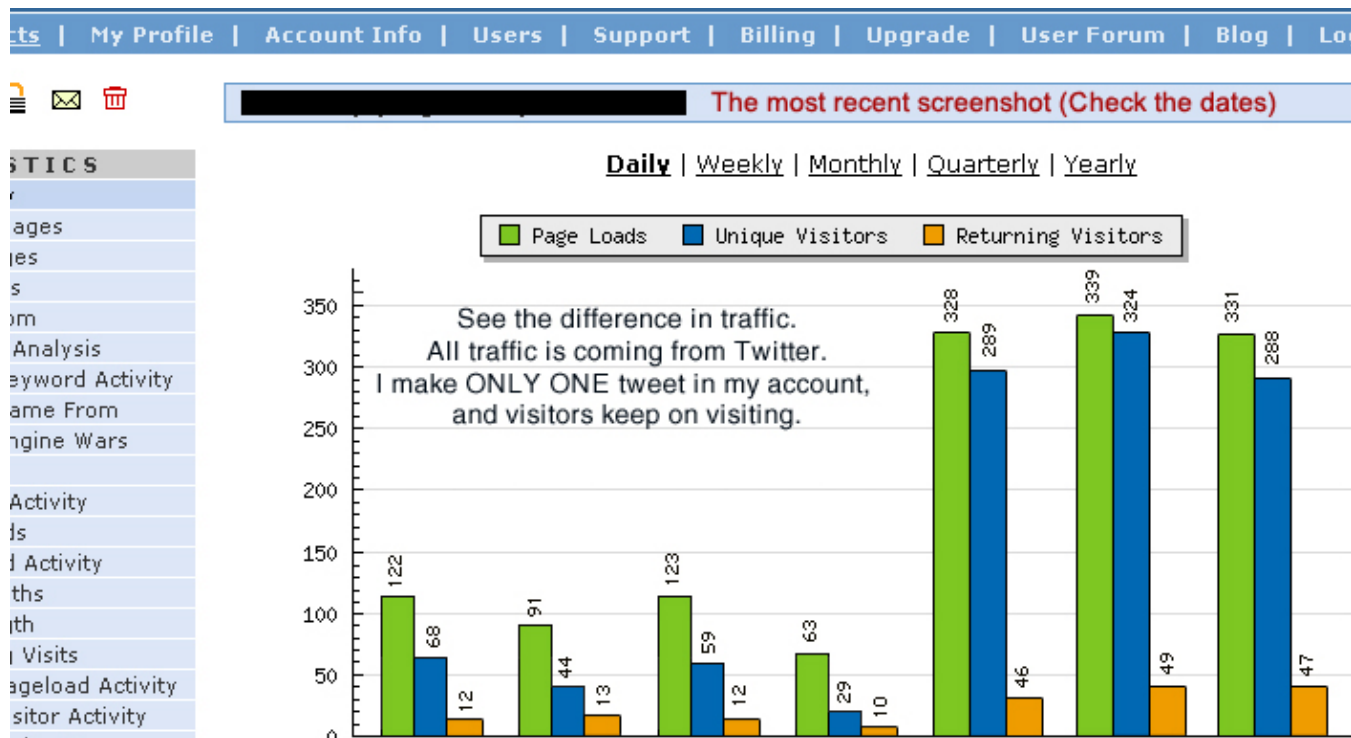
15. After you get this amount of followers then your **5 tweets ONLY** daily, will lead to a massive amount of traffic to your website. Your tweets should be very interesting like, again, if you are in the business of web designing then you make tweets like:

*Best website designing templates, you have seen NEVER before <your website address>*

Get your website completed in 72 hours or money back <your website address>

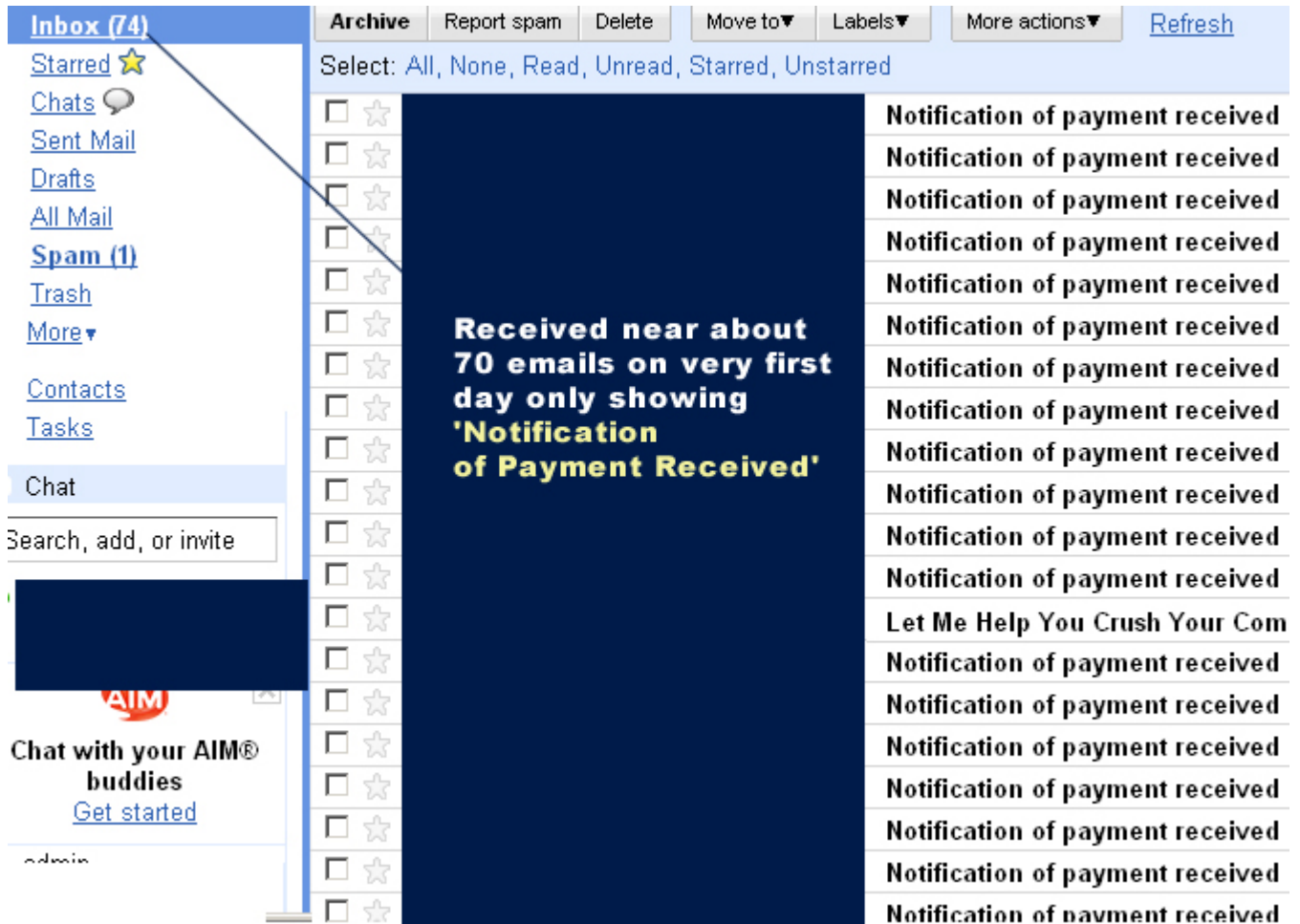
Make your business successful with a successful website from <your website address>

I used this method first time on **15<sup>th</sup> of Jan. 2010** and I was having near about 21000 followers on 17<sup>th</sup> of Jan. 2010 and then I made only One Tweet in my account. The price of the e-book was only **\$9.99** so I was sure that I can make some good sales. Next day on 18<sup>th</sup> of Jan. 2010, I checked traffic stats first of all and I found *very very impressive results. I almost jumped in air!!* You can also see the clear difference in the amount of traffic from the picture given below. I kept on getting a huge amount of traffic in the consecutive days.

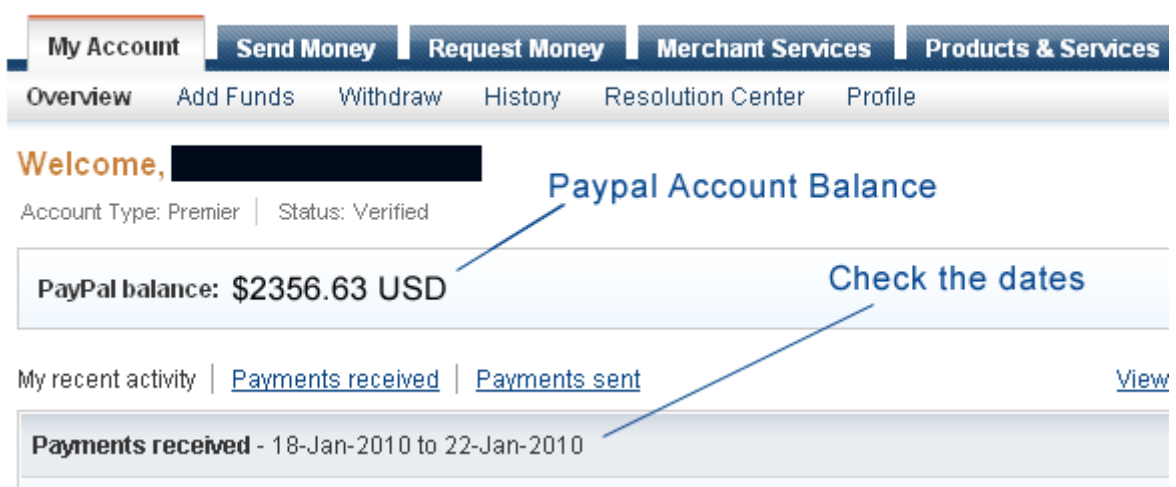


I was so excited with my traffic stats, and I was sure that some sales might have been there. But when I checked the email on 18<sup>th</sup> of Jan, It was full of

emails received from Paypal. On very first day, means on 18<sup>th</sup> of Jan. I got *near about 70 sales*. The picture of my Gmail a/c was as under:



... and this was the picture of my **PayPal Account** 😊



Here is a detailed screenshot of my **Paypal Account**

<input type="checkbox"/>	Date	Type	Name/Email	Payment status	Details	Order s...	utions	Gross	Pay
<input type="checkbox"/>	18-Jan-2010	Payment From	[Redacted]	Completed	<a href="#">Details</a>			\$9.99	-\$0
<input type="checkbox"/>	18-Jan-2010	Payment From	[Redacted]	Completed	<a href="#">Details</a>			\$9.99	-\$0
<input type="checkbox"/>	18-Jan-2010	Payment From	[Redacted]	Completed	<a href="#">Details</a>			\$9.99	-\$0
<input type="checkbox"/>	18-Jan-2010	Payment From	[Redacted]	Completed	<a href="#">Details</a>			\$9.99	-\$0
<input type="checkbox"/>	18-Jan-2010	Payment From	[Redacted]	Completed	<a href="#">Details</a>			\$9.99	-\$0
<input type="checkbox"/>	18-Jan-2010	Payment From	[Redacted]	Completed	<a href="#">Details</a>			\$9.99	-\$0
<input type="checkbox"/>	18-Jan-2010	Payment From	[Redacted]	Completed	<a href="#">Details</a>			\$9.99	-\$0
<input type="checkbox"/>	18-Jan-2010	Payment From	[Redacted]	Completed	<a href="#">Details</a>			\$9.99	-\$0
<input type="checkbox"/>	18-Jan-2010	Payment From	[Redacted]	Completed	<a href="#">Details</a>			\$9.99	-\$0
<input type="checkbox"/>	18-Jan-2010	Payment From	[Redacted]	Completed	<a href="#">Details</a>			\$9.99	-\$0
<input type="checkbox"/>	18-Jan-2010	Payment From	[Redacted]	Completed	<a href="#">Details</a>			\$9.99	-\$0
<input type="checkbox"/>	18-Jan-2010	Payment From	[Redacted]	Completed	<a href="#">Details</a>			\$9.99	-\$0
<input type="checkbox"/>	18-Jan-2010	Payment From	[Redacted]	Completed	<a href="#">Details</a>			\$9.99	-\$0
<input type="checkbox"/>	18-Jan-2010	Payment From	[Redacted]	Completed	<a href="#">Details</a>			\$9.99	-\$0

**In 3 days ONLY** I was having near about **21000 followers** and **\$2300** in my Paypal account. Now, I am planning to make another Twitter account and will sell another e-book probably for a higher price. If everything goes right then I will be making some huge amount may be like \$1000 a day or more.

So, this was everything about getting traffic via Twitter that really **CONVERTS!!**

**All the best!**

**Regards**